



Baby Foot Testimonial

I have been using Baby Foot for over two years. It is truly a life changing product and it is addicting!

My feet were really bothering me. I was getting corns between my toes when I worked on my feet all day, especially if I worked a trade show. These were painful and nothing I tried was working very well.

I was also beginning to get rough heels. Getting pedicures regularly was just not enough to solve my problem.

Then I discovered Baby Foot. Baby Foot is a plastic slipper bag filled with 17 fruit acids that I simply put my feet into for one hour. Then I wait. In about three days, my feet start peeling and this goes on for about another three days. When the peeling stops, my feet are completely smooth. The corns are gone with no more pain at all. My heels are beautiful and even the skin around my toenails is completely clear and soft!

When I began using the Brazilian Blow Out, I felt I had finally gained back control of my hair. Now that I am using Baby Foot (which I do about every three months just like the Blow Out), I feel I have complete control over my feet. They look young again!

Diane Ranger
Founder of Bare Escentuals



Frequently Asked Questions

Does it work better if I presoak my feet?

Presoaking your feet will help to expedite the peeling process.

What happens if I wear the booties more than an hour?

In most cases the skin is fine due to the natural extracts in Baby Foot, however, you may have some redness.

Can I rinse with water or wipe off with a moist towel instead of washing my feet off?

Yes, you may wipe the extracts off with a moist towel.

Does it hurt or become tender when I begin to peel?

No, the dead skin will peel naturally.

How soon can I do another treatment?

You may do another treatment as soon as two weeks after your initial treatment, then repeat ever one to two months.

I like having pedicures so why would I use Baby Foot?

Baby Foot is an additional treatment for your feet. We still love to have our toes polished and our feet massaged! Pedicures do not remove the dead layers of skin and the friction caused by scraping the dead skin cells creates a vicious spiral of accumulating more dead skin cells.

Should I remove my nail polish before using the product?

A high end nail polish or shellac is not usually effected.

Can I use the product on my hands?

Yes, but the peeling will be on the palms of your hands.

Does the gel sting if I have foot fungus?

For feet in normal condition, no. If you have a foot fungus, Baby Foot has helped improve it, but you might experience some stinging depending on the condition of your feet. If you have any open cuts, do not use.

"A SIMPLE WAY TO BABY SOFT FEET"

Baby Foot™ 

Exfoliate Naturally



www.babyfootusa.com

855.899.3668



Rediscover your baby soft feet!



Most people want to take care of their feet. We compromise the health of our feet and the quality of our lives just by doing everyday things, like standing too long, wearing uncomfortable shoes, as well as playing sports.

FACT: The skin on your feet is thicker than any other place on your body. Dead skin cells accumulate because of the pressure, friction and weight your feet have to deal with.

What happens when dead skin cells are formed?

Normally, the new skin cells are produced one after another, pushing the old cells up to the surface. This turnover process takes about 28 days and the old skin peels off as dandruff. But if the feet are under pressure with excessive stimulation or they are overworked, more of the dead skin cells accumulate, making the skin unable to complete its turnover process.

FACT: As a result, the skin on the sole of your feet becomes hard, dry, rough and cracked. The more the dead skin cells build up, the more issues you can have like bad odor and poor blood circulation. Therefore, it is important to remove the dead skin cells periodically to keep your feet healthy.

How can we take away excess layers of dead skin cells?

Common ways to remove the dead skin cells are by using a foot file or a pumice stone which can take away some dead skin cells instantly. If parts of the dead skin cells are forced off, the surface of your sole will be damaged, resulting in dry and cracked soles.

FACT: The friction caused by scraping the dead skin cells creates a vicious spiral of accumulating more and more dead skin cells.

The solution is **Baby Foot Easy Pack**: no filing, no scrubbing... a one time treatment.

Before



After

17 types of Natural Extracts



Bladderwrack



Tea Plant



Sage



Meadowsweet



Grapefruit



Chamomile




Watercress



Apple



Burdock Root



Lemon



Ivy




Horsetail Herb



Soapwort



Clematis



Orange



Calendula

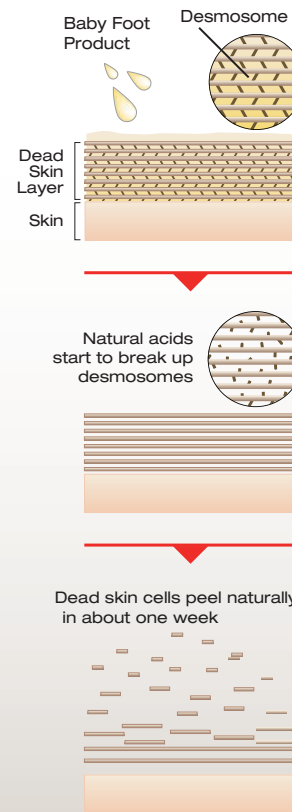


Camel Grass



Finally there's a product that gives fantastic results with a single use treatment! Baby Foot Easy Pack is a Japanese product that has been on the market for 15 years and is now the best selling foot care product in Japan. It has been specifically designed to easily remove those dead skin cells that cause problems to your feet.

Thanks to Baby Foot, its 17 Natural Extracts will not only peel off the dead skin cells, it will provide you incredible moisturizing power and will help maintain your skin's texture. The main ingredient is fruit acid (collectively referred to as Lactic Acid, Glycolic Acid, Apple, Citric Acid and Citrus Acid which are fully contained in fruit). It has been used as a folk remedy for the elimination of bacteria, inflammation and psoriasis for several hundred years. Currently, you'll find these ingredients being used in cosmetics and bath salts because it's safe to use, effective and has the ability to remove bad odor.



Baby Foot is simple to use, effective, effortless, and after 5-7 days, the dead skin cells will start to peel off and the skin on your feet will be as fresh as a baby's foot.



1 Wear the sock packs on both feet.



2 Leave on feet for one hour.



3 Wash feet gently with soap.

Dispose of socks after use.